



9/4/2020

Slovak Powerlifting

Mestká športová hala Trnava, Rybníkova 576/15, 917 01 Trnava, SVK

GPC EUROPEAN CHAMPIONSHIPS

ABS in total

Teens girls

Pl.	Lifter / BY / BW / Lot	Nation	BP	Total	R+F/MC	PC	D
1.	JANOUTOVÁ Kateřina / 2002 / 55.6 / 16	CZE	60	60	122.0738	PVT	T3
2.	MIKESKOVÁ Iveta / 2002 / 59.3 / 87	CZE	57.5	57.5	109.7222	MVT	T3
3.	RANČEV Simona / 2002 / 56.8 / 83	CZE	52.5	52.5	104.4105	VT1	T3
4.	BARTKOVÁ Melisa / 2003 / 58.3 / 64	SVK	45	45	88.8602		T2
5.	BALÁŽOVÁ Diana / 2003 / 90.0 / 42	SVK	52.5 ^{WR}	52.5	80.5140		T2

Juniors Women

Pl.	Lifter / BY / BW / Lot	Nation	BP	Total	R+F/MC	PC	D
1.	TOMŠOVICOVÁ Kristýna / 1998 / 90.8 / 39	CZE	30 ^{WR}	30	42.8806		J

Women

Pl.	Lifter / BY / BW / Lot	Nation	BP	Total	R+F/MC	PC	D
1.	KMEŤOVÁ Dominika / 1996 / 67.1 / 99	SVK	87.5	87.5	143.9725	MT	O
2.	DUDNYK Tetiana / 1983 / 78.8 / 74	UKR	95	95	143.2220		O
3.	MAGULOVÁ Tatiana / 1981 / 66.8 / 60	SVK	85	85	140.2670	MT	O
4.	PADOVÁ Eva / 1990 / 58.7 / 69	SVK	52.5	52.5	95.3610	VT4	O

Masters Women



Pl.	Lifter / BY / BW / Lot	Nation	BP	Total	R+F/MC	PC	D
1.	DVORSKÁ Irena / 1974 / 92.5 / 91	CZE	130	130	196.8967		M2
2.	KROTOVA Olha / 1978 / 77.8 / 12	UKR	95	95	144.7974		M1
3.	BEŠKOVÁ Dana / 1954 / 59.8 / 71	CZE	45	45	123.3314	PVT	M6

Teens boys

Pl.	Lifter / BY / BW / Lot	Nation	BP	Total	R+F/MC	PC	D
1.	KOWALSKI Michał / 2001 / 77.4 / 25	POL	160	160	184.0499		T3
2.	KRATOCHVÍL Marek / 2003 / 65.0 / 67	CZE	115	115	160.2180	MVT	T2
3.	NITSCHKE Dominik / 2002 / 78.2 / 7	CZE	137.5	137.5	159.7266	MVT	T2
4.	DEME Krisztián / 2002 / 74.6 / 50	SVK	130	130	157.5850	VT2	T2
5.	BARTOŠÍK Petr / 2001 / 74.2 / 52	CZE	132.5	132.5	155.5486	VT1	T3
6.	PRCHAL Filip / 2003 / 60.0 / 111	CZE	97.5 ^{WR}	97.5	149.8419	VT1	T2
7.	CHRAPEK Peter / 2001 / 55.5 / 85	SVK	85	85	142.9428	VT4	T3
8.	WITKOWSKI Wojciech / 2003 / 86.0 / 6	POL	127.5	127.5	137.4246		T2
9.	BOKROŠ Michal / 2006 / 108.0 / 33	SVK	110	110	125.3120		T1
10.	KUNZ Tomáš / 2002 / 66.5 / 98	CZE	90	90	119.9178	VT3	T3

Juniors Men

Pl.	Lifter / BY / BW / Lot	Nation	BP	Total	R+F/MC	PC	D
1.	DROZDZIK Sam / 1999 / 134.6 / 30	GBR	247.5 ^{WR}	247.5	213.7242		J

2.	SYROVÁTKA Matěj / 1998 / 100.9 / 20	 CZE	222.5	222.5	206.8422	PVT	J
3.	BYSTRANSKY Juraj / 1999 / 109.6 / 55	 SVK	200	200	180.6624	MT	J
4.	LACZKO Eduard / 1999 / 88.2 / 3	 SVK	175	175	175.1799	MT	J
5.	ŚWITOŃSKI Sebastian / 1998 / 75.0 / 96	 POL	155	155	174.8664		J
6.	TOMÁŠOV Lukáš / 1997 / 108.9 / 15	 CZE	192.5	192.5	172.5327	PVT	J
7.	HONZÍK Erik / 1999 / 86.6 / 37	 CZE	170	170	172.2209	PVT	J
8.	MERTVÍK Július / 1996 / 95.2 / 105	 SVK	180	180	168.3720	VT1	J
9.	HERKA Vojtěch / 1997 / 116.1 / 36	 CZE	192.5	192.5	167.5905	PVT	J
10.	FINK Hubert / 1999 / 94.0 / 31	 POL	170	170	164.9442		J
11.	ŘEHULKA David / 1997 / 79.9 / 11	 CZE	150	150	158.2800	MVT	J
12.	HAJDUK Patryk / 1996 / 89.7 / 63	 POL	150	150	145.5600		J
13.	KŘÍŽEK Antonín / 1997 / 111.1 / 14	 CZE	160	160	141.0560	VT1	J
14.	JANOŠEK Oldřich / 1999 / 74.6 / 65	 CZE	110	110	125.9333	VT3	J

Men

Pl.	Lifter / BY / BW / Lot	Nation	BP	Total	R+F/MC	PC	D
1.	BUCZKO Jarosław / 1992 / 97.0 / 19	 POL	232.5	232.5	215.5275		O
2.	POPA Alexander / 1988 / 109.8 / 107	 CZE	240	240	212.4000	PVT	O
3.	MOSZKÁL Adam / 1996 / 113.1 / 120	 HUN	230	230	201.6180		O
4.	NESVADBA Tomáš / 1993 / 139.0 / 4	 CZE	235	235	197.6350	PVT	O
5.	VEČEŘA Zdeněk / 1990 / 122.5 / 72	 CZE	220	220	189.4200	PVT	O
6.	OROSZ László / 1989 / 125.5 / 113	 HUN	220	220	188.5400		O
7.	BENEŠ Stanislav / 1989 / 74.0 / 53	 CZE	165	165	186.7800	PVT	O
8.	KAJZR Josef / 1983 / 82.2 / 109	 CZE	180	180	185.6880	PVT	O
9.	OLÁH Ákos / 1989 / 103.4 / 118	 HUN	205	205	185.1970		O
10.	MOČKOR Stanislav / 1996 / 114.3 / 97	 SVK	210	210	183.4980	MT	O
11.	STANKO Filip / 1990 / 86.1 / 66	 SVK	180	180	179.4960	MT	O
12.	PASECKÝ Ladislav / 1985 / 74.7 / 58	 CZE	160	160	179.3280	PVT	O
13.	KOTOVENKO Andrii / 1983 / 90.9 / 10	 UKR	185	185	177.9330		O
14.	TICHÝ Florián / 1986 / 72.2 / 46	 SVK	150	150	173.8200	VT1	O
15.	KLIČKA Jaroslav / 1983 / 87.4 / 86	 CZE	170	170	167.8580	PVT	O
16.	KAČMÁRIK Juraj / 1985 / 109.8 / 121	 SVK	187.5	187.5	165.9375	VT1	O
17.	BOIKO Oleh / 1986 / 76.4 / 8	 UKR	150	150	164.6400		O
18.	PASTYŘÍK Petr / 1989 / 120.5 / 112	 CZE	190	190	163.9700	MVT	O
19.	JIRUŠKA Lukáš / 1983 / 105.2 / 119	 CZE	180	180	161.6400	MVT	O
20.	DRZEWIECKI Tomasz / 1973 / 129.4 / 44	 IRL	187.5	187.5	159.7500		M2
21.	BORŮVKA Lukáš / 1988 / 104.5 / 21	 CZE	175	175	157.3250	MVT	O
22.	KORMAN Juraj / 1996 / 105.9 / 78	 SVK	175	175	156.6950	VT1	O
23.	HALCZYK Krzysztof / 1974 / 134.4 / 2	 POL	182.5	182.5	154.5775		M2
24.	KOŠTÍŘ Marcel / 1983 / 126.4 / 79	 CZE	170	170	145.5200	VT2	O
25.	KOLENA Robert / 1995 / 91.7 / 34	 CZE	142.5	142.5	136.2870	VT2	O
26.	LECHAN Ladislav / 1994 / 66.5 / 75	 SVK	90	90	113.1300		O
-.	BABIŠ Kamil / 1991 / 88.4 / 114	 CZE	0	0	0.0000		O











Masters Men

Pl.	Lifter / BY / BW / Lot	Nation	BP	Total	R+F/MC	PC	D
1.	KREYZEL Rémy / 1955 / 87.7 / 23	 CZE	170 ^{WR}	170	256.8051	PVT	M6
2.	SZTANKE József / 1954 / 93.5 / 41		157.5	157.5	232.9307		M6

		 HUN					
3.	LAISHIN Boris / 1950 / 68.5 / 89	 ISR	110	110	227.9530		M7
4.	VRBINIAK Julius / 1956 / 112.5 / 40	 SVK	175	175	225.8655	VT2	M5
5.	SZABLUK Franciszek / 1956 / 99.0 / 56	 POL	160	160	216.1488		M5
6.	SCHOŘ Karel / 1955 / 81.0 / 59	 CZE	135	135	211.5509	PVT	M5
7.	KUPCSIK Laszlo / 1967 / 85.6 / 28	 HUN	170	170	205.4362		M3
8.	ASSIRELLI Marc / 1948 / 98.7 / 47	 FRA	125	125	204.7445		M7
9.	KENDIURA Vladimír / 1975 / 127.5 / 68	 CZE	222.5	222.5	201.4159	PVT	M2
10.	PEŠKA Josef / 1965 / 74.2 / 101	 CZE	145	145	200.9941	PVT	M3
11.	SUSZTAY Erik / 1972 / 135.8 / 27	 SVK	210	210	197.6793	MT	M2
12.	MACEŠIK Petr / 1975 / 98.4 / 35	 CZE	200	200	195.3368	PVT	M2
13.	ŚWIERZY Henryk / 1956 / 106.6 / 95	 POL	145	145	194.4876		M5
14.	GOMBOS János / 1968 / 98.6 / 9	 HUN	177.5	177.5	193.9635		M3
15.	PROCHÁZKA Oldřich / 1970 / 98.5 / 70	 CZE	185	185	192.8758	PVT	M2
16.	NOVÁK Petr / 1977 / 97.0 / 81	 CZE	205	205	192.6955	PVT	M1
17.	ŠNAJDR Miloš / 1977 / 137.0 / 22	 SVK	220	220	190.8790	MT	M1
18.	PRACOWNIK Paweł / 1973 / 72.2 / 1	 POL	150	150	190.5067		M2
19.	KOHOUT Milan / 1972 / 118.8 / 51	 CZE	197.5	197.5	187.4544	PVT	M2
20.	SEBŐK András / 1977 / 118.5 / 13	 HUN	210	210	186.9521		M1
21.	BRADÁČ Zdislav / 1975 / 122.7 / 62	 CZE	205	205	186.9215	PVT	M2
22.	ZAKRZEWSKI Krzysztof / 1977 / 105.7 / 18	 POL	205	205	186.2931		M1
23.	KISS Jozef / 1975 / 93.2 / 38	 SVK	185	185	185.7459	MT	M2
24.	MRÁZEK Milan / 1979 / 142.0 / 88	 CZE	220	220	185.2818	MVT	M1
25.	VARGA Ernő / 1965 / 70.8 / 117	 HUN	125	125	184.5625		M4
26.	HUDÁK Ondrej / 1975 / 120.1 / 24	 SVK	200	200	183.1680	MT	M2
27.	ZAPLETAL Vladan / 1971 / 88.5 / 108	 CZE	162.5	162.5	180.0870	PVT	M2
28.	BURKHARD Steffen / 1950 / 69.1 / 45	 GER	87.5	87.5	179.7495		M7
29.	BENIK Alexander / 1975 / 89.0 / 17	 GER	172.5	172.5	178.4616		M2
30.	LAZOK Vojtech / 1968 / 115.2 / 73	 SVK	170	170	176.0012	VT2	M3
31.	WALTER Bruno / 1967 / 97.2 / 102	 CZE	160	160	175.9039	PVT	M3
32.	KOPIEC Michał / 1974 / 88.7 / 103	 POL	165	165	173.9924		M2
33.	SAJKO František / 1971 / 96.3 / 77	 SVK	165	165	173.8175	VT1	M2
34.	BALÁŽ Marcel / 1977 / 101.6 / 43	 SVK	185	185	172.8736	VT1	M1
35.	SZEIFERT István / 1977 / 93.8 / 116	 HUN	172.5	172.5	167.3286		M1
36.	VECHTER Pavel / 1976 / 73.8 / 93	 SVK	140	140	165.9208	VT1	M1
37.	ZBIERSKI Juliusz / 1974 / 88.2 / 57	 POL	155	155	163.9821		M2
38.	JURASZEK Andrzej / 1977 / 93.3 / 5	 POL	170	170	163.1749		M1
39.	HOLCZMANN Zoltán / 1971 / 142.0 / 61	 HUN	170	170	161.2647		M2
40.	TŮMA Stanislav / 1977 / 88.9 / 84	 CZE	160	160	160.6641	MVT	M1
41.	STRUŽKA Hynek / 1951 / 108.2 / 94	 CZE	110	110	159.4336	MVT	M6
42.	WANOT Roman / 1948 / 81.0 / 92	 POL	85	85	157.9572		M7
43.	MACZKA Mieczysław / 1954 / 82.5 / 76	 GER	100	100	157.7457		M6
44.	TOMÁŠ Robert / 1972 / 84.6 / 54	 CZE	140	140	157.4884	MVT	M2
45.	SVOBODA Vladimír / 1952 / 90.4 / 106	 CZE	100	100	157.4254	VT1	M6
46.	KANTOR Grzegorz / 1972 / 131.7 / 32	 POL	165	165	156.0915		M2
47.	NAGY Imre / 1962 / 103.3 / 115	 HUN	130	130	152.3897		M4

48.	MERAVÝ Jozef / 1950 / 100.6 / 49	 SVK	95	95	147.3849		M7
49.	FÜRJEŠ Ľudovít / 1972 / 131.6 / 100	 SVK	155	155	146.7004	VT3	M2
50.	ČORBA Michal / 1979 / 122.7 / 82	 SVK	170	170	146.2340	VT2	M1
51.	SOCHAŇSKI Stefan / 1948 / 87.5 / 90	 POL	85	85	145.9773		M7
52.	KALICIAK Wojciech / 1971 / 99.2 / 80	 POL	135	135	138.0881		M2
53.	HUBAY Jan / 1971 / 123.7 / 26	 SVK	140	140	136.1660	VT4	M2
54.	WIECZOREK Krzysztof / 1979 / 81.6 / 29	 POL	120	120	125.1587		M1
55.	SLOVIK Ján / 1951 / 108.5 / 48	 SVK	80	80	118.3437		M6
-.	PLETKA Peter / 1975 / 119.3 / 104	 SVK	0	0	0.0000		M1
-.	MINYA Gábor / 1969 / 124.8 / 110	 HUN	0	0	0.0000		M3

Nations points (by lifted points)

Pl.	Nation	Total	Reshel	Points
1.	 HUN	1,192.5	1,076.2565	29 [9, 8, 5, 4, 2, 1]
2.	 POL	1,040.0	1,020.3005	40 [12, 12, 6, 6, 3, 1]
3.	 SVK	852.5	932.6665	49 [12, 8, 8, 7, 7, 7]
4.	 CZE	852.5	922.9745	66 [12, 12, 12, 12, 9, 9]
5.	 UKR	525.0	629.8720	20 [9, 9, 1, 1]
6.	 GER	360.0	376.9950	3 [1, 1, 1]
7.	 GBR	247.5	209.5335	12 [12]
8.	 IRL	187.5	159.7500	1 [1]
9.	 ISR	110.0	134.0900	8 [8]
10.	 FRA	125.0	115.0250	3 [3]