

GPC WORLD CHAMPIONSHIPS 2022
Absolute in total
Teens girls RAW

Pl.	Lifter / BY / BW / Lot	Nation	DL	Total	R+F/MC	PC	D
1.	BECZ Odett Bernadett / 2003 / 68.4 / 146	HUN	220 ^{WR}	220	371.7085		T3
2.	MIŠOVČIKOVÁ Ema / 2003 / 54.1 / 91	SVK	150 ^{WR}	150	308.8488		T3
3.	T. Kiss Laura / 2004 / 82.8 / 2	HUN	180 ^{WR}	180	280.9721		T3
4.	SZPILA Natalia / 2005 / 54.2 / 80	POL	110	110	234.7013		T2
5.	ŠIMKOVÁ Tereza / 2004 / 77.9 / 16	CZE	145 ^{WR}	145	232.9785	PVT	T3
6.	VADASZ Lili Tekla / 2006 / 74.3 / 204	HUN	125	125	219.1352		T2
7.	LENGHARTOVÁ Nikol / 2006 / 81.6 / 108	SVK	130 ^{WR}	130	217.7352		T2
8.	LEMESÁNYIOVÁ Sára / 2002 / 74.1 / 13	SVK	130	130	210.0738		T3
9.	MAGURA Noémi / 2006 / 82.8 / 147	HUN	125 ^{WR}	125	208.0048		T2
10.	SZŐCS Petra / 2004 / 87.3 / 144	HUN	135	135	205.6633		T3
11.	NÉMETH Ilka / 2004 / 110.1 / 124	HUN	140 ^{WR}	140	196.7190		T3

Juniors Women RAW

Pl.	Lifter / BY / BW / Lot	Nation	DL	Total	R+F/MC	PC	D
1.	SZPILA Magdalena / 2002 / 50.6 / 98	POL	130 ^{WR}	130	288.4742		J
2.	HUBINSKÁ Alexandra / 2000 / 63.8 / 194	SVK	155	155	266.3855		J
3.	KARDAŠ Ela / 1999 / 59.1 / 206	POL	125	125	227.9318		J
4.	RANČEV Simona / 2002 / 58.4 / 110	CZE	115	115	216.1949	PVT	J
5.	DUBIJ Martyna / 1999 / 50.5 / 141	POL	100	100	216.0000		J
6.	KAJDI Janka / 2000 / 78.4 / 217	HUN	130	130	198.3943		J
7.	DUBIJ Karolina / 2002 / 57.7 / 135	POL	100	100	190.1792		J
8.	MAKKAI Rebeka / 2001 / 129.6 / 57	HUN	130 ^{WR}	130	150.8458		J

Women RAW

Pl.	Lifter / BY / BW / Lot	Nation	DL	Total	R+F/MC	PC	D
1.	VAŠKOVÁ Jana / 1994 / 86.5 / 221	SVK	250 ^{WR}	250	360.5000		O
2.	PALLSDOTTIR Tinna / 1987 / 66.6 / 196	ISL	190	190	314.1460		O
3.	KECSKEMÉTI Kinga / 1989 / 46.3 / 79	HUN	127.5 ^{WR}	127.5	311.0490		O
4.	CSORDÁS Cintia / 1995 / 56.0 / 192	HUN	150 ^{CR}	150	285.7500		O
5.	KUBICOVÁ Petra / 1988 / 47.2 / 14	SVK	115	115	272.8490		O
6.	TÓTH Radoslava / 1988 / 47.1 / 3	SVK	112.5	112.5	267.7275		O
7.	KARABOVÁ Lenka / 1997 / 75.0 / 72	SVK	160	160	246.8800		O
8.	CSÁNICZ Laura Blanka / 1998 / 102.7 / 142	HUN	182.5	182.5	246.7765		O
9.	ŠVECOVÁ Kateřina / 1989 / 99.3 / 114	CZE	180	180	245.9160		O
10.	STRNADOVÁ Eva / 1983 / 52.0 / 136	CZE	117.5	117.5	244.2825	PVT	O
11.	STROLENÁ Veronika / 1985 / 69.8 / 236	CZE	150	150	241.1700	PVT	O
12.	TÁMÁROVÁ Marcela / 1986 / 79.2 / 53	SVK	160	160	240.6400		O
13.	BUCHTOVÁ Lenka / 1995 / 117.5 / 127	SVK	175 ^{CR}	175	229.0750		O
14.	BALOGH Dóra / 1994 / 66.8 / 87	HUN	135	135	222.7770		O

PowerLIVE! - Absolute in total

15.	PRACOWNIK Paulina / 1990 / 64.0 / 46	POL	122.5	122.5	208.0050		O
16.	ZAPAŁA Renata / 1994 / 81.5 / 237	POL	130	130	192.7900		O
17.	SCHMIDT Sylvia / 1983 / 53.2 / 7	GER	95 ^{WR}	95	191.7480		O
18.	BRANDT Sabrina / 1983 / 120.1 / 228	GER	145 ^{CR}	145	188.9640		O
19.	PADOVÁ Eva / 1990 / 59.7 / 68	SVK	105	105	187.9710		O
20.	VÁČZYOVÁ Viktória / 1997 / 64.5 / 233	SVK	110	110	185.9000		O
-.	BENEŠOVÁ Andrea / 1992 / 66.0 / 58	CZE	0	0	0.0000		O

Masters Women RAW

Pl.	Lifter / BY / BW / Lot	Nation	DL	Total	R+F/MC	PC	D
1.	HENWOOD Christine / 1958 / 72.8 / 10	NZL	185 ^{WR}	185	435.9099		M5
2.	SILVA Grazielle / 1982 / 55.9 / 226	BRA	192.5 ^{CR}	192.5	367.4055		M1
3.	LIZDE Almira / 1982 / 86.9 / 177	BIH	240 ^{WR}	240	345.5040		M1
4.	BAZSÓ Mónika / 1974 / 75.4 / 88	HUN	200 ^{CR}	200	343.0674		M2
5.	DIAS Micheletti Gislaïne / 1977 / 105.0 / 138	BRA	235 ^{WR}	235	334.7904		M2
6.	CSONKA Anikó / 1968 / 61.3 / 64	HUN	152.5	152.5	327.6850		M3
7.	PONS Lydie / 1950 / 66.0 / 5	FRA	112.5 ^{WR}	112.5	325.7280		M7
8.	ERDEI Szabina / 1980 / 67.3 / 44	HUN	195 ^{WR}	195	324.7122		M1
9.	ZAJKOVÁ Katarína / 1961 / 73.5 / 112	SVK	145 ^{WR}	145	319.1464		M5
10.	POLÁKOVÁ Daniela / 1976 / 59.0 / 143	CZE	160 ^{WR}	160	311.8438	PVT	M2
11.	PORTILHO Couto Ana Catia / 1966 / 67.1 / 107	BRA	145	145	303.7162		M4
12.	ABRAMCZYK Puzio Krystyna / 1965 / 103.6 / 99	POL	170 ^{WR}	170	297.3969		M4
13.	SIMON Ilona / 1979 / 79.1 / 15	HUN	180	180	278.4852		M1
14.	CICHÁ Ester / 1970 / 55.0 / 18	CZE	120	120	276.6185	PVT	M3
15.	STALSTEDT Leena / 1968 / 75.5 / 77	FIN	135	135	255.1354		M3
16.	BEŠKOVÁ Dana / 1954 / 55.4 / 32	CZE	77.5	77.5	243.4030	PVT	M6
17.	GYÖRÖKNÉ Kati / 1973 / 55.1 / 160	HUN	110	110	237.5070		M2
18.	MACZKA Brigitte / 1961 / 69.3 / 103	GER	102.5	102.5	233.3212		M5
19.	DANICSER Anita Melinda / 1979 / 90.8 / 150	HUN	160	160	232.7721		M1
20.	CSONKA Eszter / 1977 / 58.9 / 36	HUN	115	115	217.4046		M1
21.	DERDÁK Melinda Ildikó / 1975 / 93.2 / 165	HUN	135 ^{CR}	135	207.4103		M2
22.	OLEKSY Sabina / 1981 / 80.7 / 157	POL	135	135	202.2100		M1
23.	JUHÁSZ-ILYÉS Szilvia Ágnes / 1976 / 87.4 / 151	HUN	120	120	185.8386		M2
24.	TANCZOS Klaudia / 1973 / 73.5 / 216	SVK	97.5	97.5	172.2876		M2

Teens boys RAW

Pl.	Lifter / BY / BW / Lot	Nation	DL	Total	R+F/MC	PC	D
1.	PARÍŽEK Tomáš / 2004 / 56.5 / 186	SVK	175	175	290.8640		T3
2.	KISS Maté / 2003 / 65.8 / 214	HUN	215 ^{WR}	215	284.4192		T3
3.	ŠTEGNER Vojtěch / 2006 / 75.0 / 34	CZE	222.5 ^{WR}	222.5	280.8417	PVT	T2
4.	KEŘLÍK Aleš / 2002 / 86.2 / 70	CZE	270	270	279.7891	PVT	T3
5.	CHUDOBA Martin / 2002 / 73.8 / 128	CZE	232.5	232.5	274.4914	PVT	T3
6.	KRÁL Štěpán / 2008 / 49.0 / 201	CZE	110	110	264.5115	VT2	T1
7.	BALLA Martin / 2008 / 54.8 / 117	SVK	130	130	264.2188		T1
8.	RYCHTAŘÍK Daniel / 2003 / 73.2 / 209	CZE	220	220	261.7014	PVT	T3
9.	KRMÁŠEK David / 2004 / 95.4 / 90	CZE	260	260	257.5206	PVT	T3
10.	DZIMBA Dominik / 2005 / 71.3 / 39	HUN	200	200	253.4112		T2
11.	TUŠINOVSKÝ Sebastian / 2006 / 79.8 / 49		210	210	250.6837		T2

PowerLIVE! - Absolute in total

		 SVK					
12.	KAMENSKÝ Marian / 2003 / 78.8 / 156	 SVK	220	220	244.4499		T3
13.	BĚLINA Matěj / 2003 / 96.6 / 71	 CZE	240	240	231.7786	MVT	T3
14.	PIANKA Daniel / 2008 / 39.6 / 120	 CZE	90	90	225.2160	VT3	T1
15.	BOBER Radosław / 2004 / 63.5 / 28	 POL	160	160	224.2112		T3
16.	KUKURA Andrej / 2005 / 93.3 / 47	 SVK	215	215	219.8005		T2
17.	JAROŃCZYK Jakub / 2005 / 84.6 / 67	 POL	190	190	216.8041		T2
18.	SIMON Dávid / 2005 / 67.2 / 193	 HUN	160	160	214.7558		T2
19.	FÁBRY Lubomír / 2008 / 94.1 / 181	 SVK	170	170	204.8922		T1
20.	FIALA Jakub / 2005 / 127.1 / 1	 CZE	210	210	202.8915	VT3	T2
21.	MRAČEK František / 2004 / 127.5 / 8	 CZE	205	205	189.0756	VT3	T2
22.	SUSZNYAK Ferenc Arnold / 2005 / 98.2 / 38	 HUN	170	170	169.3159		T2

Juniors Men RAW

Pl.	Lifter / BY / BW / Lot	Nation	DL	Total	R+F/MC	PC	D
1.	JARMA Denis / 1999 / 59.2 / 37	 CZE	215	215	312.3520	PVT	J
2.	MYNAŘÍK Pavel / 2002 / 86.3 / 230	 CZE	280	280	287.1310	PVT	J
3.	KUBÍČEK Matěj / 2000 / 82.4 / 167	 CZE	270	270	280.8265	PVT	J
4.	CHALOUPKA Josef / 2001 / 73.8 / 219	 CZE	230	230	268.9289	PVT	J
5.	LENG Richard / 1999 / 96.5 / 178	 SVK	287.5	287.5	267.0875		J
6.	KEŘLÍK Adam / 2001 / 76.1 / 97	 CZE	230	230	258.4823	PVT	J
7.	FRANC Peter / 1999 / 82.5 / 102	 SVK	250	250	257.2500		J
8.	CHRAPEK Peter / 2001 / 59.4 / 198	 SVK	170	170	250.6670		J
9.	MAREŠ David / 2001 / 88.8 / 179	 CZE	250	250	249.2880	PVT	J
10.	SZEIFERT Ramón / 2000 / 133.2 / 207	 SVK	280	280	242.1888		J
11.	VALCHAŘ Petr / 2001 / 87.2 / 125	 CZE	230	230	231.8786	MVT	J
12.	OLEJAR Marek / 2000 / 74.1 / 26	 SVK	200	200	228.3408		J
13.	ŠMOLÍK Jiří / 2001 / 88.6 / 122	 CZE	225	225	224.5887	MVT	J
14.	KOLIBÁR Adrián / 2001 / 86.0 / 203	 SVK	220	220	223.9512		J
15.	MATĚNA Petr / 2001 / 117.6 / 174	 CZE	250	250	223.5100	VT1	J
16.	KŘÍŽ Matěj / 2000 / 81.2 / 176	 CZE	210	210	220.9234	MVT	J
17.	DŽAVORONOK Lukáš / 1999 / 93.5 / 100	 SVK	220	220	207.9000		J
18.	KARCOL Marian / 2000 / 60.5 / 300	 SVK	145	145	205.7622		J
-.	TURAC Juraj / 1999 / 95.9 / 17	 SVK	0	0	0.0000		J

Men RAW

Pl.	Lifter / BY / BW / Lot	Nation	DL	Total	R+F/MC	PC	D
1.	MUNTEAN Victor / 1996 / 53.8 / 305	 MDA	210	210	360.1500		O
2.	HOMOLA Martin / 1994 / 112.2 / 43	 CZE	370	370	325.2300	PVT	O
3.	DE CONINCK Kristof / 1985 / 121.4 / 21	 BEL	360	360	310.3200		O
4.	MARI Marko / 1994 / 80.0 / 33	 HUN	285	285	300.3900		O
5.	TATARKA Daniel / 1983 / 78.2 / 83	 SVK	265	265	285.0340		O
6.	ŠAFRÁNEK Dominik / 1992 / 80.3 / 73	 SVK	270	270	283.6080		O
7.	ANDRÁSI Szilárd / 1997 / 89.1 / 170	 HUN	290	290	282.8080		O
8.	PREKOP Lukáš / 1994 / 94.1 / 190	 SVK	300	300	282.4800		O
9.	ZETÉNYI József / 1998 / 104.6 / 149	 HUN	310	310	278.6900		O
10.	MATĚJKA Šimon / 1994 / 86.5 / 106	 CZE	280	280	278.3200	PVT	O
11.	KINCSES Kristóf / 1992 / 97.9 / 109		300	300	277.0200		O

PowerLIVE! - Absolute in total

		 HUN					
12.	KÉRI Marek / 1993 / 82.5 / 29	 SVK	267.5	267.5	275.2575		O
13.	KURCZ Tamás / 1988 / 116.1 / 140	 HUN	315	315	274.2390		O
14.	KORPEINEN Mikko / 1980 / 106.3 / 155	 FIN	305 ^{WR}	305	272.6700		M1
15.	ŠAFRÁNEK Viktor / 1994 / 59.2 / 104	 SVK	187.5	187.5	272.4000		O
16.	TÓTH Tomáš / 1990 / 108.8 / 213	 SVK	300	300	266.3400		O
17.	NÉMETH Richárd / 1993 / 113.0 / 63	 HUN	300	300	263.1000		O
18.	URBAN Martin / 1991 / 73.3 / 12	 CZE	230	230	262.7060	PVT	O
19.	KLIMO Peter / 1985 / 98.4 / 134	 SVK	285	285	262.5990		O
20.	STUDNIČKA Martin / 1993 / 98.1 / 210	 CZE	275	275	253.7150	PVT	O
21.	KIWACKI Wiesław / 1976 / 73.0 / 119	 POL	212.5	212.5	243.7375		M2
22.	VIDIŠČÁK Ľubomír / 1987 / 103.6 / 129	 SVK	270	270	243.7020		O
23.	GERHÁT Norbert / 1990 / 87.3 / 27	 HUN	245	245	242.0110		O
24.	TÓTH Pál / 1991 / 83.4 / 188	 HUN	235	235	239.7470		O
25.	DORČÁK Jakub / 1997 / 80.1 / 139	 SVK	225	225	236.8800		O
26.	JAGÓDKA Daniel / 1994 / 88.8 / 45	 POL	240	240	234.6240		O
27.	ŠVEC Michal / 1985 / 95.5 / 101	 CZE	240	240	224.1600	VT1	O
28.	DORAZIL Lukáš / 1983 / 71.8 / 111	 CZE	190	190	221.3880	VT1	O
29.	THÜRINGER Tomáš / 1989 / 151.0 / 74	 SVK	250	250	207.5000		O
30.	MIARKA Jacek / 1983 / 102.9 / 238	 POL	222.5	222.5	201.2290		O
31.	UZELAC Dean / 1989 / 74.0 / 22	 CRO	170	170	192.4400		O
32.	BALÁŽIK Pavel / 1979 / 59.2 / 215	 SVK	130	130	188.8640		M1
33.	NEKVAPIL Petr / 1992 / 80.3 / 9	 CZE	160	160	168.0640	VT3	O
-.	FRASCA Francesco / 1984 / 75.6 / 161	 ITA	0	0	0.0000		O
-.	ELISCHE Štefan / 1982 / 98.9 / 153	 SVK	0	0	0.0000		O

Masters Men RAW

Pl.	Lifter / BY / BW / Lot	Nation	DL	Total	R+F/MC	PC	D
1.	RUZIN Ernst / 1937 / 61.7 / 42	 ISR	160	160	461.0592		M9
2.	ŠEHOVIĆ Sejfo / 1959 / 73.8 / 158	 BIH	250	250	417.1860		M5
3.	ROMANICHEV Alexander / 1963 / 55.4 / 24	 ISR	187.5 ^{WR}	187.5	410.6194		M4
4.	ŁUKA Jan / 1949 / 79.9 / 184	 POL	207.5 ^{WR}	207.5	398.4963		M7
5.	WRÓBEL Wiesław / 1957 / 99.2 / 62	 POL	270 ^{WR}	270	380.0522		M6
6.	RINTANEN Olavi / 1955 / 114.6 / 25	 FIN	260 ^{WR}	260	362.4871		M6
7.	KRAYZEL Rémy / 1955 / 86.7 / 199	 CZE	225	225	356.5941	PVT	M6
8.	GOSIN Vladimir / 1965 / 93.5 / 132	 ISR	290 ^{WR}	290	355.4428		M4
9.	LAISHIN Boris / 1950 / 71.0 / 41	 ISR	167.5	167.5	351.2207		M7
10.	PRACOWNIK Paweł / 1973 / 73.5 / 113	 POL	270	270	348.1240		M2
11.	SCHULZE Lothar / 1950 / 81.8 / 227	 GER	182.5	182.5	336.4147		M7
12.	SIMON Csaba / 1968 / 81.4 / 130	 HUN	257.5 ^{WR}	257.5	328.7952		M3
13.	HERÁK Peter / 1960 / 90.7 / 55	 SVK	240	240	326.0146		M5
14.	LACCARINO Aniello / 1959 / 74.5 / 218	 ITA	195	195	322.1946		M5
15.	SCHMIDT Michael / 1970 / 80.2 / 137	 GER	255 ^{WR}	255	318.3035		M3
16.	STEFFEN Burkhard / 1950 / 66.9 / 40	 GER	140	140	311.1013		M7
17.	SOCHAŃSKI Stefan / 1948 / 86.1 / 200	 POL	170	170	308.5337		M7
18.	KOPER Zbigniew / 1953 / 72.2 / 131	 POL	160	160	308.5189		M6
19.	ŚLIWIŃSKI Ryszard / 1950 / 71.1 / 182	 POL	145	145	303.6288		M7









PowerLIVE! - Absolute in total

20.	ANTAL Ottó / 1959 / 59.1 / 89	 HUN	140	140	299.7271		M5
21.	SCHNEIDER Marcelo / 1967 / 108.8 / 118	 BRA	270	270	299.6325		M4
22.	DELI Tamas / 1977 / 99.0 / 133	 HUN	307.5 ^{WR}	307.5	299.5480		M2
23.	EILAT Dudi / 1965 / 88.2 / 202	 ISR	235	235	299.1258		M4
24.	PLANKA Jaroslav / 1968 / 65.3 / 232	 CZE	192.5	192.5	298.1018	PVT	M3
25.	NEMŠ Robert / 1969 / 120.9 / 85	 POL	285	285	296.6613		M3
26.	BRAUNER Zdeněk / 1972 / 95.1 / 162	 CZE	275 ^{WR}	275	296.0732	PVT	M3
27.	KISS László / 1969 / 107.7 / 50	 HUN	275 ^{WR}	275	295.4796		M3
28.	FLOSI Jonsson / 1954 / 106.3 / 78	 ISL	200	200	291.4440		M6
29.	CASAGRANDE Evandro / 1970 / 109.5 / 197	 BRA	275 ^{WR}	275	289.2126		M3
30.	ŠVEHLA Adam / 1981 / 139.4 / 163	 CZE	340	340	287.3697	PVT	M1
31.	HORVÁTH Zsolt / 1975 / 81.1 / 171	 HUN	240	240	274.2981		M2
32.	LAZOK Vojtech / 1968 / 105.1 / 212	 SVK	245	245	270.1723		M3
33.	CORRÊA de Lyra Fábio / 1973 / 88.4 / 51	 BRA	245	245	267.4168		M2
34.	HUDÁK Ondrej / 1975 / 115.8 / 6	 SVK	280	280	267.2925		M2
35.	KALIŇSKI Antoni / 1953 / 63.0 / 65	 POL	120	120	266.7725		M6
36.	MERAVÝ Jozef / 1950 / 96.8 / 208	 SVK	160 ^{WR}	160	264.2374		M7
37.	SCHOŘ Karel / 1955 / 82.0 / 11	 CZE	160	160	264.2077	PVT	M6
38.	FRENKLAH Valery / 1943 / 65.4 / 60	 ISR	100	100	263.8860		M8
39.	SVOBODA Vladimír / 1952 / 92.6 / 19	 CZE	160 ^{WR}	160	258.5632	PVT	M7
40.	CHAUVIN Jean René / 1955 / 76.3 / 235	 FRA	150	150	258.0372		M6
41.	KALAŠ Vlastimil / 1979 / 118.4 / 164	 CZE	287.5	287.5	256.0645	PVT	M1
42.	PUPIŠ Zdeno / 1964 / 80.1 / 211	 SVK	182.5	182.5	254.0038		M4
43.	VECHTER Pavel / 1976 / 79.2 / 94	 SVK	220	220	252.2434		M2
44.	GUBICZA Pál / 1980 / 120.9 / 222	 HUN	290	290	251.3465		M1
45.	OLEJÁR Martin / 1981 / 159.9 / 224	 SVK	300	300	248.4360		M1
46.	DREWNIAŃY Grzegorz / 1977 / 101.3 / 82	 POL	255	255	245.9189		M2
47.	ELIYAHU Ronen / 1968 / 115.6 / 225	 ISR	222.5	222.5	238.1473		M3
48.	IVANYUKOV Oleg / 1980 / 69.1 / 52	 UKR	190	190	232.8103		M1
49.	OLEKSY Marcin / 1981 / 97.1 / 166	 POL	250	250	232.8082		M1
50.	JENIČEK Josef / 1973 / 106.8 / 148	 CZE	222.5	222.5	224.8695	VT1	M2
51.	HEIZER Attila / 1965 / 98.6 / 234	 HUN	190	190	222.6655		M4
52.	ALETOROWICZ Ireneusz / 1974 / 139.7 / 195	 POL	240	240	221.0062		M2
53.	KARÁCSONY Peter / 1982 / 78.9 / 59	 SVK	205	205	218.7760		M1
54.	ROCHA Lima Filho Serafim / 1948 / 103.2 / 229	 BRA	130	130	218.5872		M7
55.	WYROZĘBSKI Mariusz / 1982 / 140.9 / 187	 POL	260	260	218.2440		M1
56.	BARTEK Jozef / 1945 / 77.1 / 76	 SVK	100 ^{WR}	100	215.5824		M8
57.	KOPÁLEK Jozef / 1982 / 108.0 / 54	 SVK	235	235	209.1500		M1
58.	ZWOLIŃSKI Dariusz / 1974 / 89.7 / 4	 POL	195	195	207.3939		M2
59.	NÉMETH László / 1980 / 89.3 / 35	 HUN	210	210	207.3184		M1
60.	MOLINARI Pietro / 1975 / 96.0 / 154	 ITA	200	200	204.2944		M2
61.	MACZKA Mieczysław / 1954 / 85.7 / 61	 GER	125	125	203.8315		M6
62.	DÖME Ondrej / 1955 / 92.5 / 168	 SVK	135	135	200.9225		M6
63.	PICIGA Alex / 1981 / 74.5 / 48	 SLO	170	170	191.0800		M1
64.	JUHÁSZ-ILYÉS Péter Pál / 1982 / 117.4 / 152	 HUN	210	210	182.2800		M1
-.	HEALY Bill / 1950 / 74.4 / 23	 ISR	0	0	0.0000		M7

PowerLIVE! - Absolute in total

-.	TRSTENSKÝ Ľuboš / 1974 / 103.9 / 231	 SVK	0	0	0.0000	M2
-.	BRASSEUR Robert / 1961 / 108.3 / 223	 FRA	0	0	0.0000	M5

Nations points (by lifted points)

Pl.	Nation	Total	Reshel	Points
1.	 HUN	1,227.5	1,815.3590	51 [12, 9, 8, 8, 7, 7]
2.	 SVK	1,110.0	1,753.5010	54 [12, 12, 9, 9, 6, 6]
3.	 CZE	1,627.5	1,711.9565	53 [12, 9, 9, 8, 8, 7]
4.	 BRA	1,362.5	1,645.2355	19 [9, 6, 1, 1, 1, 1]
5.	 ISR	1,262.5	1,419.6395	27 [12, 8, 3, 2, 1, 1]
6.	 POL	942.5	1,405.9310	46 [12, 8, 7, 7, 6, 6]
7.	 GER	920.0	1,178.1190	6 [1, 1, 1, 1, 1, 1]
8.	 FIN	700.0	707.4150	7 [5, 1, 1]
9.	 BIH	490.0	629.3040	17 [9, 8]
10.	 ISL	390.0	492.9460	10 [9, 1]
11.	 ITA	395.0	405.5800	2 [1, 1]
12.	 MDA	210.0	360.1500	12 [12]
13.	 FRA	262.5	352.0800	5 [4, 1]
14.	 BEL	360.0	310.3200	8 [8]
15.	 NZL	185.0	290.4130	12 [12]
16.	 UKR	190.0	229.5960	1 [1]
17.	 CRO	170.0	192.4400	1 [1]
18.	 SLO	170.0	191.0800	1 [1]

Generated by application PowerLIVE! v2.14.2 - <https://www.powerlifter.cz/PowerLIVE.aspx>